

## Numerical control for Press

# CybTouch 8 PSe / 8 PS

CybTouch 8 PS is designed to control synchronized press-brakes with 3 axes. A 4th axis and a graphic interface can be added optionally.

As part of the CybTouch numerical controls' family, CybTouch 8 PS was designed with the OEM's needs in mind. Offering a broad range of machine functionalities in a very accessible way, it can thus be easily and precisely fine-tuned to accurately match the needs of the machine it controls.

Boasting a very user-friendly touch screen interface, CybTouch 8 PS is a versatile numerical control that will make any end user feel immediately at ease. Optional features such as graphical

profile drawing and manual bend sequencing will turn CybTouch 8 PS into an even more powerful, efficient, and productive numerical control.

The new beam management offers smoother and faster movements with higher precision.

High speed RLink wireless communication facilitates backup, restore, data transfer functions with laptop computers, as well as beam movements' traces with the included oscilloscope.

CybTouch 8 PS is integrated into a sleek and modern housing or can optionally also be delivered as a robust panel.



## Standard software specifications

### User friendliness

Excellent readability thanks to the large characters, big buttons, and vivid colors. So intuitive that the user can be operational in no time. Visit the video section of our website and see for yourself. Pop-up messages for security or external malfunctions.

### EasyBend page

Provides immediate easy use of the machine: a second operator can briefly interrupt production without changing the program when an urgent bend is required.

### Screen content

Can be simplified to its bare necessities by removing all unused functions, buttons or information.

### Wizards

Complete set of Wizards to help setting up the back gauge axes and the beam. Machine startup is made very simple and straightforward. Time of setup is significantly reduced and more reliable.

### Configuration

Axes configuration, inputs/outputs and auxiliary functions can be made to precisely fit the specific needs of the machine.

### TouchProfile and manual sequencing (option)

Intuitively drawing a profile on the screen for fast and precise 2D program creation, as well as manual bend sequencing.

### 4th R-Axis (option)

Management of the height positioning of the back gauge.

### Memory capacity

- 100 Punches
- 100 Dies
- 300 Programs
- 24 Sequences per program
- 10 Materials

## Hardware specifications

---

### Housing or panel version

Delivered integrated into a sleek and modern housing specially designed to be attached to a swiveling arm, or optionally also available as a robust panel version.

### Integration

Can easily be integrated into the electrical box diagrams. Ideal to upgrade machines without NC with minimal changes.

### Electrical connections

Reduced electrical wiring, electrical cabinet size and equipment for lower set-up costs on each press brake.

### New indexing functions

Wizard functions make the definition of indexes a lot simpler, quicker and more precise.

### Wireless communication

RfLink wireless radio frequency data communication (need optional RfLink USB key) allows backup, restoring and firmware upgrades operations without any cable connection to the numerical control. During startup, the beam's positioning curves can immediately be observed and checked on the PC.

### Energy

Energy saving thanks to the integrated Eco mode function that automatically stops the main pump after a chosen time of inactivity.

### Original parameters

Internal backup in a special safe memory allows the user to restore at any time the original parameters; machine is running again in an extremely short time in the event of a memory loss or involuntary parameter modification.

### Encoders

CybTouch 8 PS accepts encoders with or without complementary signals.

## Axis and bending functions

---

The following elements are available and can be configured on CybTouch 8 by the OEM.

However, some functions depend on the machine construction.

Features availability depends on the number of available axes and inputs/outputs.

### Back gauge axis & bending beam

- Wizards and auto-tuning of the axes (including for the bending beam).
- High precision and fast positioning algorithm for frequency converter axes.
- Oscilloscope for the beam trajectories via RfLink (without cable).
- Indexing in several modes (including for the bending beam).
- Inch / mm.

### Bending features

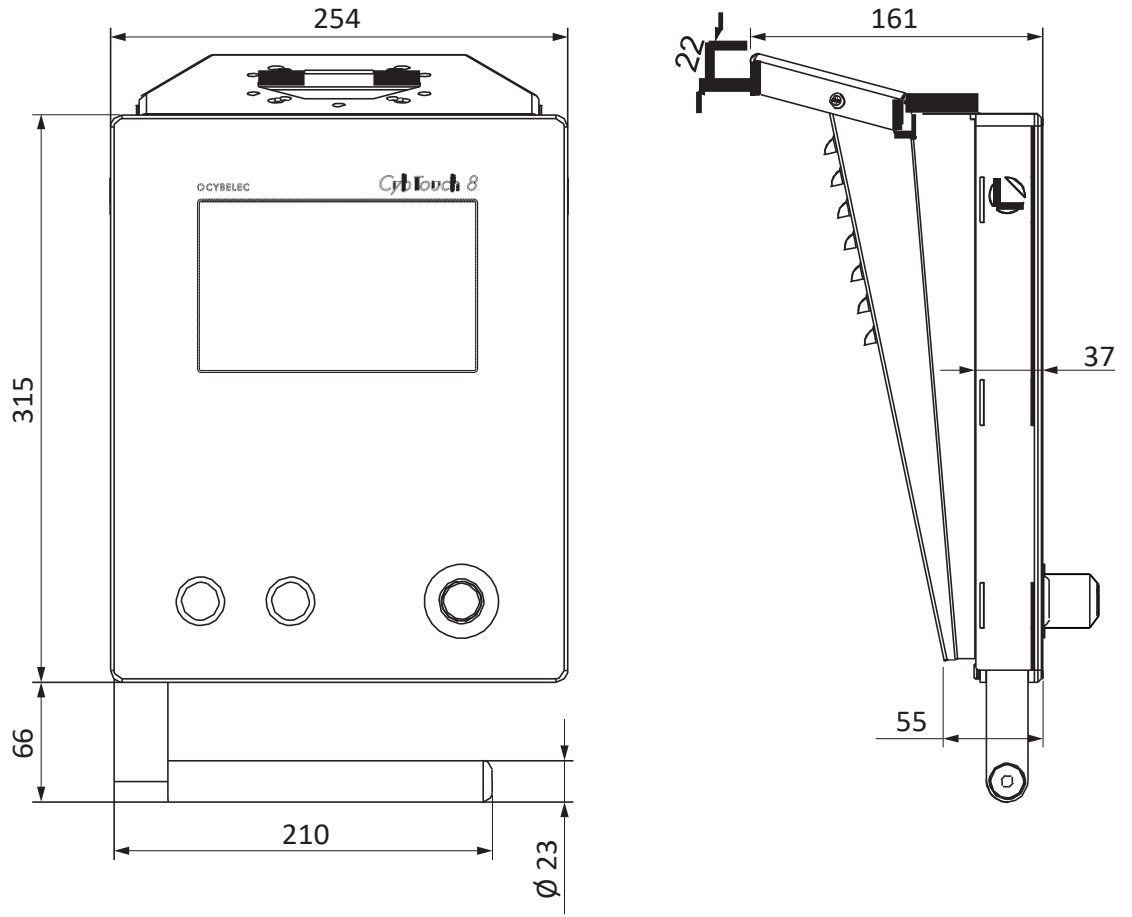
- Program page at start up for quick accessibility.
- User friendly tool management.
- Automatic calculation of the bend depth, pressure and allowance, the back gauge positioning, the crowning, the angle and back gauge correction.
- Manual bend sequencing (according to the programmed material, thickness, bend angle and selected tools).
- Pressure management.
- Crowning (pressure or mechanical type).
- Crowning automatic calculation.
- Back gauge clearance during the bending process (yes / no).
- Sequence repetition.
- Part counter with auto-stop.
- Time and stroke counters for oil service.
- Pump start button.

## Technical Characteristics

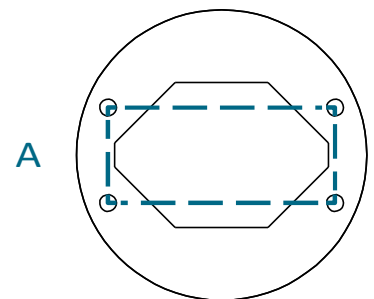
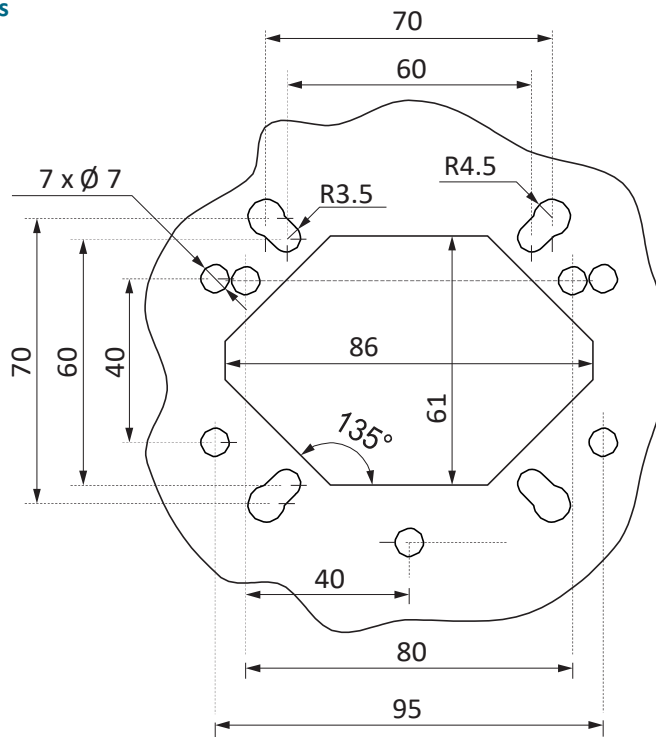
Product	CybTouch83PSe	CybTouch84PS
Screen	7" color graphic CRT screen, 800 x 480 pixels with LED backlight control.	
Work memory	SRAM /SDRAM	
System memory	8 GB Micro SD Card with firmware update via RLink.	
Communication	Cybelec RLink (radio frequency link). USB port (for memory stick only). RS232 port (communication with safety)	
X Axis R Axis (optional)	<ul style="list-style-type: none"> <li>• <math>\pm 10</math>VDC management of AC/DC drives and motors.</li> <li>• 0-10 VDC frequency converter for AC asynchronous motors.</li> <li>• SP-SN-HS 2 speeds mode.</li> <li>• SP-SN 0-10 VDC 2 adjustable speeds.</li> </ul>	
Units	inch/mm conversion.	
Power supplies	<ul style="list-style-type: none"> <li>• Numerical control: stabilized + 24VDC -15% / + 20% 30W</li> <li>• Digital inputs/outputs: stabilized + 24VDC -15% / + 20%</li> </ul>	
Encoder inputs	<b>3</b> encoders	<b>4</b> encoders
	5 VDC supplied by CybTouch. Max. 250 mA for each encoder. or 12 VDC or 24 VDC with external power supply. Complementary signals are not necessary but recommended.	
Digital inputs	<b>8</b> Optocoupled.	
Analog inputs	<b>2</b> 0-10 VDC.	
Digital outputs	<b>12 + 1</b> Optocoupled and short circuit proof. 12 x 24 VDC source mode, max. 0.7 A 1 x 24 VDC auxiliary output, max. 0.5 A, not protected.	
Analog outputs	<b>4</b> $\pm 10$ VDC	<b>6</b> $\pm 10$ VDC
	To manage Y1/Y2 X + R Pressure / Crowning Impedance < 100 $\Omega$ , short circuit proof. Load $\geq 2$ k $\Omega$ (max 15 mA).	
Reference voltage	10 VDC Impedance < 100 $\Omega$ , short circuit proof. Load $\geq 2$ k $\Omega$ (max 15 mA).	
Operating conditions	Min. 5° Celsius, max. 45° Celsius. Relative humidity 10 to 85% non-condensing.	
EC Directives	IEC61131-2.	
Available languages	Czech, Dutch, English, Finnish, French, German, Italian, Korean, Mandarin, Mandarin TW, Polish, Portuguese, Portuguese BR, Romanian, Russian, Spanish, Turkish.	

# Dimensions

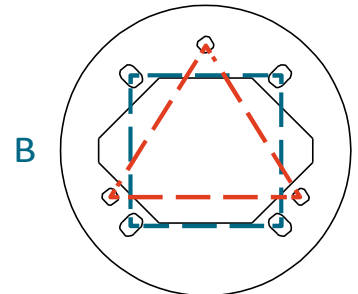
## Box version




## Attachment dimensions



 40 x 95

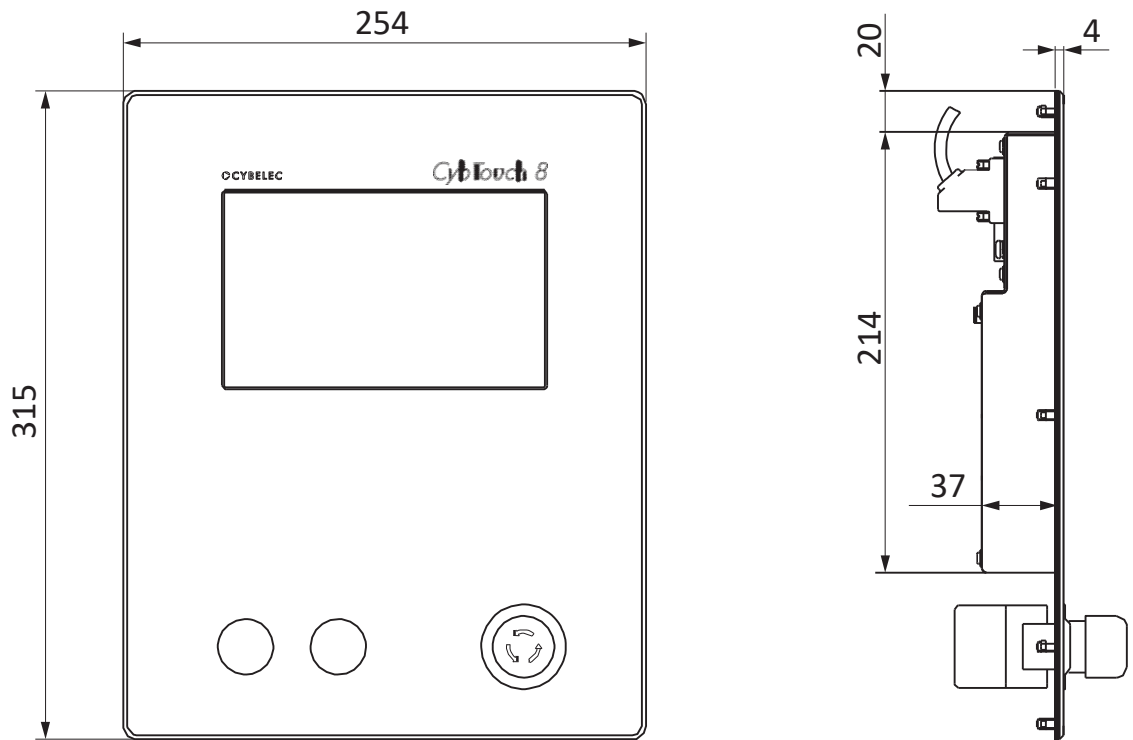


 60 x 60 or 65 x 65

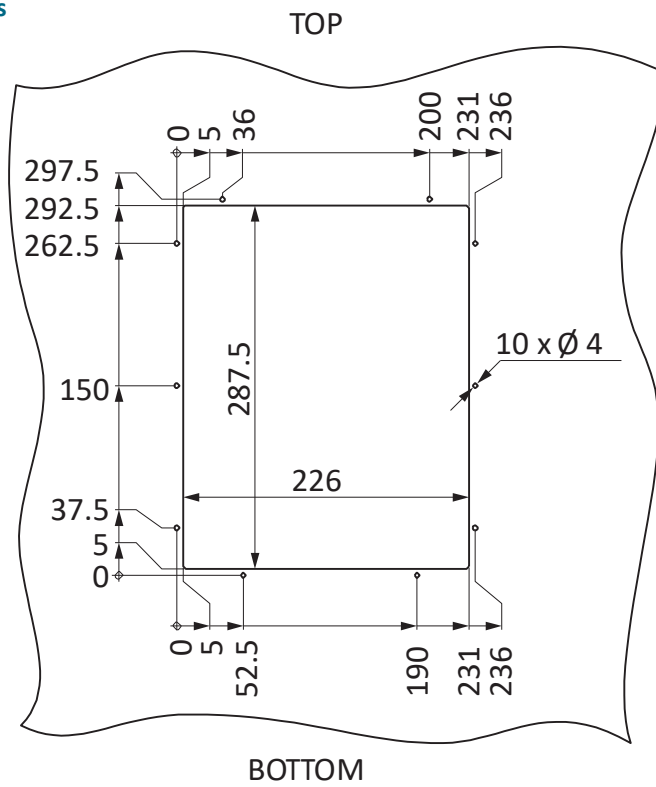
 80 x 80 x 80

Two adapters are provided. Stick the appropriate one on top of the box.

Panel version



Integrating opening dimensions



## Ordering Information

CBT-83PSE/B	Touchscreen 8", 3 axes, PS, housing version
CBT-83PSE/P	Touchscreen 8", 3 axes, PS, panel version
S-CBT-84PSA12/BW	Touchscreen 8", 4 axes, PS, housing version
S-CBT-84PSA12/BW/2D	Touchscreen 8", 4 axes, PS-2D, housing version
S-CBT-84PSA12/P	Touchscreen 8", 4 axes, PS, panel version
S-CBT-84PSA12/P/2D	Touchscreen 8", 4 axes, PS-2D, panel version

## Options & Accessories

S-OFT-H1	4th analog axis for R axis
S-OFT-H2	2D graphics for profile drawing with manual bend sequencing.
S-OFT-H3	Automatic bend sequence.
S-OFT-H5	Tandem management
S-OFT-LF	Lock function (working time restriction)
S-OPT-RFLINK	RFlink USB key for PC including CybTouchTools software.
S-CAH-CybVA6/1	Interface card for Hörbiger proportional valves.
S-MVP-100/A1	Voltage / current conversion module (0-10V → 0-0.5 / 0-2 A) for pressure and crowning valves, to be fitted in the electric cabinet.
S-MSV-402/A1	Voltage / current conversion module ( $\pm 10V \rightarrow \pm 50 \text{ mA}, \pm 300 \text{ mA}$ ) for servo-valves.